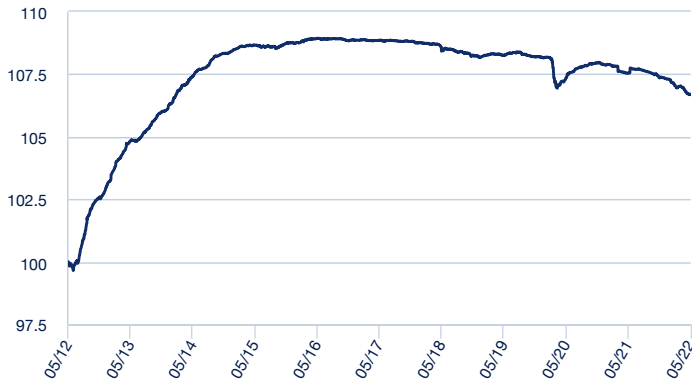


INVESTMENT POLICY

The Fund invests in money market assets and fixed income securities issued in euros. Under normal conditions the portfolio duration does not exceed eighteen months. There is no predetermination of the credit rating of investments. The Fund pursues regular returns marked by interest rates on money markets and euro short-term fixed income. The selection of securities is made by taking into account not only economic and financial aspects but also extra-financial criteria of sustainable investment, environmental, social and good governance, also known as ESG, applying the ESG methodology developed by Amundi.

Further description of the investment policy can be found in the key investor information document (KIID), which is available at www.sabadellassetmanagement.com. WARNING: This Fund can invest up to 100% in fixed income securities rated below investment grade, which represents a high credit risk.

UNIT CLASS PERFORMANCE (NET ASSET VALUE)



Major changes in the investment policy took place on 24/08/2012 and 18/12/2015.

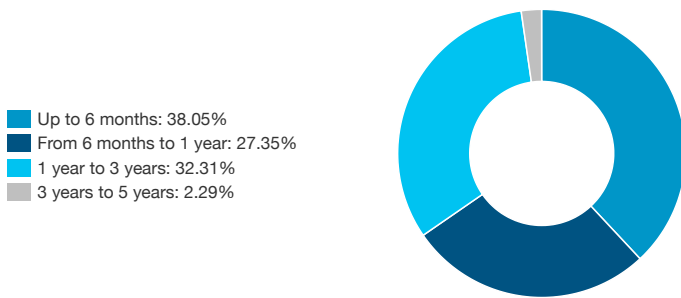
PORTFOLIO INFORMATION

Number of holdings	257
Duration in years	0.35

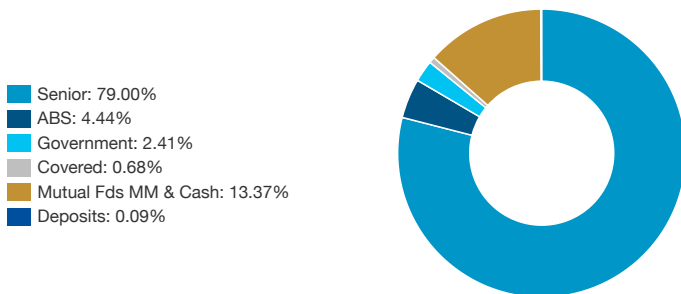
Top ten holdings

OB.AMUNDI EURO LIQUIDITY RATED SRI -I	9.00%
OB.CABKSM 0.75% 04/23 EMTN	1.19%
OB.MS 1% 12/22	1.15%
OB.UBIIM 0.75% 10/22	1.15%
OB.PSABFR 0.625% 10/22	1.05%
OB.SANTAN FRN 05/24 EMTN	1.04%
OB.MS 1.875% 3/23	1.02%
OB.BFCM 0.75% 06/23 EMTN	1.01%
OB.BAC 0.75% 07/23	1.01%
OB.DT 0.625% 03/04/23	0.96%

Duration allocation



Allocation by issue type



FUND FACTS

Category	MONEY MARKET
Asset allocation guideline	100% in euro short-term fixed income
Recommended investment term	1 Year
Date of incorporation	12/05/2000
Asset base	2,196,296,625.88
Reference currency	EUR
Synthetic Risk and Reward Indicator	1 2 3 4 5 6 7

CLASS FACTS

Management fees	0.30%
Minimum investment	200 €
ISIN	ES0173829039
Date of creation	18/12/2015
Depositary fees	0.04%

PERFORMANCE

Major changes in the investment policy took place on 24/08/2012 and 18/12/2015.

Annualised returns

2012	4.62%
2013	3.16%
2014	2.15%
2015	0.37%
2016	0.11%
2017	-0.10%
2018	-0.49%
2019	-0.03%
2020	-0.28%
2021	-0.52%

Cumulative returns

YTD	-0.60%
1 Month	-0.11%
3 Months	-0.34%
6 Months	-0.61%
12 Months	-0.97%

Past performance is not a reliable indicator of future performance.

RISK & REWARD STATISTICS (Last 36 months)

Return

% Months with positive return	30.56%
Best monthly return	0.20%
Worst monthly return	-1.02%

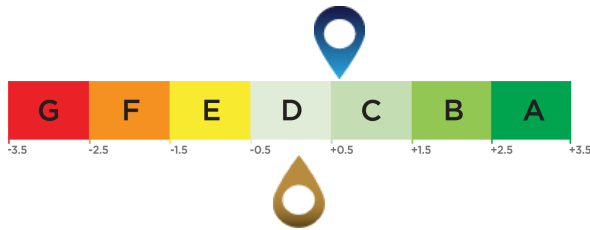
Risk

Fund volatility	0.39%
Sharpe Ratio	0.00

Average ESG rating (source : Amundi)

Environmental, social and governance rating

ESG Investment Universe: 100% ICE BOFA 1-3 YEAR GLOBAL CORPORATE INDEX



Investment Portfolio Score: 0.62

ESG Investment Universe Score¹: 0.12

ESG Coverage (source : Amundi)

	Portfolio	ESG Investment Universe
Percentage with an Amundi ESG rating ²	96.20%	96.12%
Percentage that can have an ESG rating ³	96.20%	99.47%

ESG Terminology

ESG criteria

The criteria are extra-financial criteria used to assess the Environmental, Social and Governance practices of companies, states or local authorities:

- “E” for Environment (energy and gas consumption levels, water and waste management, etc.).
- “S” for Social/Society (respect for human rights, health and safety in the workplace, etc.).
- “G” for Governance (independence of board of directors, respect for shareholders’ rights, etc.)

ESG Rating

The issuer’s ESG rating: each issuer is assessed on the basis of ESG criteria and obtains a quantitative score, the scale of which is based on the sector average. The score is translated into a rating on a scale from A (highest rating) to G (lowest rating). The Amundi methodology provides for a comprehensive, standardised and systematic analysis of issuers across all investment regions and asset classes (equities, bonds, etc.).

ESG rating of the investment universe and the portfolio: the portfolio and the investment universe are given an ESG score and an ESG rating (from A to G). The ESG score corresponds to the weighted average of the issuers’ scores, calculated according to their relative weighting in the investment universe or in the portfolio, excluding liquid assets and non-rated issuers.

Amundi ESG Mainstreaming

In addition to complying with Amundi Responsible Investment Policy⁴, Amundi ESG Mainstreaming portfolios have an ESG performance objective that aims to achieve a portfolio ESG score above the ESG score of their ESG Investment universe.

¹ The investment universe reference is defined by either the fund’s reference indicator or an index representative of the ESG-related investable universe.
² Percentage of securities with an Amundi ESG rating out of the total portfolio (measured in weight).
³ Percentage of securities for which an ESG rating methodology is applicable out of total portfolio (measured in weight).
⁴ The updated document is available at <https://www.amundi.com/int/ESG>.

Sustainability Level (source : Morningstar)



The sustainability level is a rating produced by Morningstar that aims to independently measure the level of responsibility of a fund based on the values in the portfolio. The rating ranges from very low (1 Globe) to very high (5 Globes).

Source Morningstar ©
 Sustainability Score - based on corporate ESG risk analysis provided by Sustainalytics used in the calculation of Morningstar’s sustainability score.
 © 2022 Morningstar. All rights reserved. The information contained here: (1) is owned by Morningstar and / or its content providers; (2) may not be reproduced or redistributed; and (3) are not guaranteed to be accurate, complete or timely. Neither Morningstar nor its content providers are responsible for any damages or losses arising from the use of this information. Past performance is no guarantee of future results. For more information on the Morningstar Rating, please see their website www.morningstar.com.