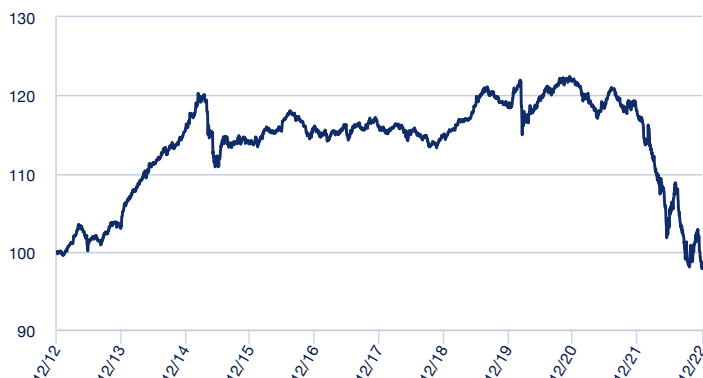


INVESTMENT POLICY

The Fund invests in long-term fixed income assets issued in euros which show an overall credit quality suited to institutional investment. The financial duration of the portfolio is between two and fifteen years. The mission is to accumulate the interest of long-term bonds with capital gains stemming from active trading of its fixed income securities portfolio. Further description of the investment policy can be found in the key investor information document (KIID), which is available at www.sabadellassetmanagement.com. WARNING: This Fund can invest up to 100% in fixed income securities rated below investment grade, which represents a high credit risk.

UNIT CLASS PERFORMANCE (NET ASSET VALUE)



On 19/07/2013 there were significant changes in the investment policy.

FUND FACTS

Category	RENTA FIJA LARGO PLAZO
Asset allocation guideline	100% en renta fija a largo plazo en euros
Recommended investment term	4 years
Date of incorporation	07/04/2000
Asset base	73,566,377.95
Reference currency	EUR
Synthetic Risk and Reward Indicator	1 2 3 4 5 6 7

CLASS FACTS

Management fees	1.20%
Minimum investment	200 €
ISIN	ES0173828031
Date of creation	18/03/2015
Depositary fees	0.10%

PORTFOLIO INFORMATION

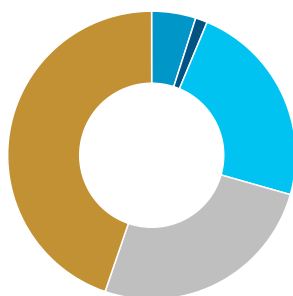
Number of holdings	117
Duration in years	6.20

Top ten holdings

OB.BTPS 2.5% 11/25 7Y	3.31%
OB.BTPS 2.2% 6/27	2.93%
OB.OAT % 02/25	2.55%
OB.BTPS 1.85% 07/25 5Y	2.22%
OB.OAT 1.25% 25/05/36	2.13%
OB.MADRID 1.826% 4/25	2.00%
OB.SPAIN % 05/25	1.89%
OB.OAT 1.75% 06/39	1.89%
OB.OAT 0.75% 02/28	1.84%
OB.OAT 2% 05/48	1.78%

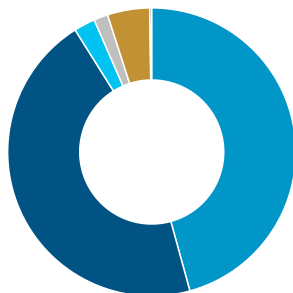
Duration allocation

- Up to 6 months: 4.95%
- From 6 months to 1 year: 1.33%
- 1 year to 3 years: 23.13%
- 3 years to 5 years: 25.84%
- More than 5 years: 44.75%



Allocation by issue type

- Senior: 45.73%
- Government: 45.35%
- Local Authorities: 2.38%
- Covered: 1.58%
- Mutual Fds MM & Cash: 4.74%
- Deposits: 0.21%



PERFORMANCE

On 19/07/2013 there were significant changes in the investment policy.

Annualised returns

2013	3.28%
2014	12.05%
2015	-1.68%
2016	1.89%
2017	-0.17%
2018	-0.81%
2019	3.11%
2020	2.98%
2021	-3.57%
2022	-16.81%

Cumulative returns

YTD	-16.81%
1 Month	-3.80%
3 Months	-1.92%
6 Months	-6.62%
12 Months	-16.81%

Past performance is not a reliable indicator of future performance.

RISK & REWARD STATISTICS (Last 36 months)

Return

% Months with positive return	38.89%
Best monthly return	3.58%
Worst monthly return	-4.77%

Risk

Fund volatility	5.26%
Sharpe Ratio	-1.15