

INVESTMENT POLICY

The Fund invests primarily in euro-denominated bonds with a prominent position in shares in companies that go beyond standard ethical criteria, largely listed on European stock markets, whilst affording major market capitalisation and the best prospects for gains. Typically around 20% of the Fund portfolio is invested in equities, although this is actively managed, adjusting the level upwards or downwards according to expectations of stock market rises. Further description of the investment policy can be found in the key investor information document (KIID), which is available at www.sabadellassetmanagement.com. The selection of securities is made by taking into account not only economic and financial aspects but also extra-financial criteria of sustainable investment, environmental, social and good governance, also known as ESG, applying the ESG methodology developed by Amundi.

WARNING: This Fund can invest up to 100% in fixed income securities rated below investment grade, which represents a high credit risk.

UNIT CLASS PERFORMANCE (NET ASSET VALUE)



FUND FACTS

Category	BALANCED
Asset allocation guideline	80% in spanish fixed income + 20% in european equities
Recommended investment term	4 years
Date of incorporation	27/10/2003
Asset base	86,478,283.95
Reference currency	EUR
Synthetic Risk and Reward Indicator	1 2 3 4 5 6 7

CLASS FACTS

Management fees	1.85%
Minimum investment	200 €
ISIN	ES0182543001
Date of creation	15/09/2017
Depositary fees	0.10%

PORTFOLIO INFORMATION

Number of holdings	146
Duration in years	1.40

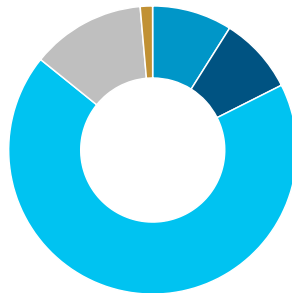
Top ten holdings

OB.BTIPS 1.45% 05/25 7Y	3.33%
OB.BTIPS 1.45% 11/24	2.80%
OB.BTIPS % 08/24 3Y	2.75%
OB.ICO 0.2% 01/24 GMTN	2.25%
OB.BTIPS % 04/24 3Y	2.22%
AC.NESTLE SA-REG	1.15%
AC.UCB SA	0.55%
AC.ASML HOLDING NV	0.51%
AC.DANONE	0.49%
AC.LINDE PLC	0.47%

Fixed Income: 81.68%

Duration allocation

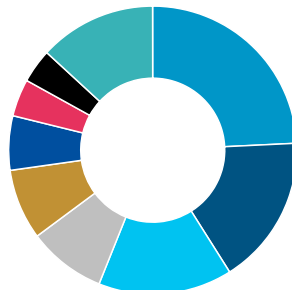
- Up to 6 months: 8.97%
- From 6 months to 1 year: 8.62%
- 1 year to 3 years: 68.24%
- 3 years to 5 years: 12.78%
- More than 5 years: 1.40%



Equity: 18.32%

Geographical allocation

- France: 24.24%
- Germany: 16.81%
- United Kingdom: 15.04%
- Netherlands: 8.74%
- United States: 7.93%
- Spain: 6.10%
- Switzerland: 4.18%
- Italy: 3.81%
- Other countries: 13.16%



PERFORMANCE

Annualised returns

2018	-5.29%
2019	3.56%
2020	-1.79%
2021	2.01%
2022	-7.89%

Cumulative returns

YTD	-7.89%
1 Month	-1.35%
3 Months	1.60%
6 Months	-1.35%
12 Months	-7.89%

Past performance is not a reliable indicator of future performance.

RISK & REWARD STATISTICS (Last 36 months)

Return

% Months with positive return	44.44%
Best monthly return	2.58%
Worst monthly return	-2.92%

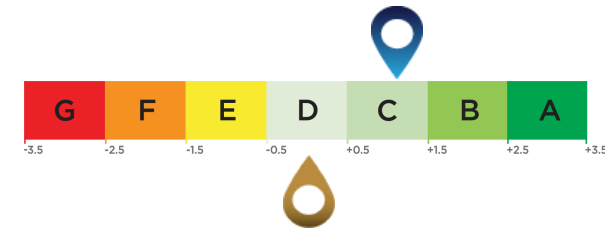
Risk

Fund volatility	4.42%
Sharpe Ratio	-0.53

Average ESG rating (source : Amundi)

Environmental, social and governance rating

ESG Investment Universe: 100% INDEX AMUNDI ESG RATING D



Investment Portfolio Score: 1.10

ESG Investment Universe Score¹: 0.00

ESG Coverage (source : Amundi)

	Portfolio	ESG Investment Universe
Percentage with an Amundi ESG rating ²	93.30%	100.00%
Percentage that can have an ESG rating ³	93.30%	100.00%

ESG Terminology

ESG criteria

The criteria are extra-financial criteria used to assess the Environmental, Social and Governance practices of companies, states or local authorities:

- “E” for Environment (energy and gas consumption levels, water and waste management, etc.).
- “S” for Social/Society (respect for human rights, health and safety in the workplace, etc.).
- “G” for Governance (independence of board of directors, respect for shareholders’ rights, etc.).

ESG Rating

The issuer’s ESG rating: each issuer is assessed on the basis of ESG criteria and obtains a quantitative score, the scale of which is based on the sector average. The score is translated into a rating on a scale from A (highest rating) to G (lowest rating). The Amundi methodology provides for a comprehensive, standardised and systematic analysis of issuers across all investment regions and asset classes (equities, bonds, etc.).

ESG rating of the investment universe and the portfolio: the portfolio and the investment universe are given an ESG score and an ESG rating (from A to G). The ESG score corresponds to the weighted average of the issuers’ scores, calculated according to their relative weighting in the investment universe or in the portfolio, excluding liquid assets and non-rated issuers.

Amundi ESG Mainstreaming

In addition to complying with Amundi Responsible Investment Policy⁴, Amundi ESG Mainstreaming portfolios have an ESG performance objective that aims to achieve a portfolio ESG score above the ESG score of their ESG investment universe.

¹ The investment universe reference is defined by either the fund’s reference indicator or an index representative of the ESG-related investable universe.
² Percentage of securities with an Amundi ESG rating out of the total portfolio (measured in weight).
 esg_btb_ratable
⁴ The updated document is available at <https://www.amundi.com/int/ESG>.

Sustainability Level (source : Morningstar)



The sustainability level is a rating produced by Morningstar that aims to independently measure the level of responsibility of a fund based on the values in the portfolio. The rating ranges from very low (1 Globe) to very high (5 Globes).

Source Morningstar ©
 Sustainability Score - based on corporate ESG risk analysis provided by Sustainalytics used in the calculation of Morningstar’s sustainability score.
 © 2022 Morningstar. All rights reserved. The information contained here: (1) is owned by Morningstar and / or its content providers; (2) may not be reproduced or redistributed; and (3) are not guaranteed to be accurate, complete or timely. Neither Morningstar nor its content providers are responsible for any damages or losses arising from the use of this information. Past performance is no guarantee of future results. For more information on the Morningstar Rating, please see their website www.morningstar.com.