

**INVESTMENT POLICY**

Sabadell Equilibrado, FI invests mainly in other CIIs. The equity position is between 25% and 75% with no capitalisation limit. The selected equity CIIs invest in Western Europe and in other markets such as the United States, Japan or emerging countries. It also invests in global equity CIIs specialised in specific economic themes or sectors and up to 15% in CIIs investing in commodities. The selected fixed income CIIs invest in public and private fixed income instruments denominated in any currency. You may invest in CIIs specialised in corporate and high yield bonds. The non-fund portion is invested in public and private fixed income assets, without geographical or currency restriction, and in non-traded deposits and money market instruments. The selection is made taking into account not only economic and financial aspects but also extra-financial criteria of sustainable investment, environmental, social and governance, also known as ESG, by applying the ESG methodology developed by Amundi. A more complete description of the investment policy can be found in the Key Information Document (KID) available at [sabadellassetmanagement.com](http://sabadellassetmanagement.com).

**UNIT CLASS PERFORMANCE (NET ASSET VALUE)**



The Fund is actively managed and not against a benchmark index.

**FUND FACTS**

<b>Category</b>	GLOBAL
<b>Recommended investment term</b>	4 years
<b>Date of incorporation</b>	13/01/2015
<b>Asset base</b>	579,613,718.62
<b>Reference currency</b>	EUR
<b>CNMV registration number</b>	04854

**CLASS FACTS**

<b>Management fees</b>	0.65%
<b>Minimum investment</b>	1,000,000 €
<b>ISIN</b>	ES0174436032
<b>Date of creation</b>	06/02/2015
<b>Depositary fees</b>	0.05%

**PORTFOLIO STRUCTURE AT REPORTING DATE (SUBJECT TO CHANGE)**

<b>Number of holdings</b>	107
---------------------------	-----

**Top Positions**

**Sabadell Asset Management**

PART.SABADELL EEUU BOL CARTERA. FI	9.14%
PART.SABADELL INTERES EURO CART. FI	6.77%
PART.SABADELL EUROPA BOLSA ESG, FI-CART	3.88%

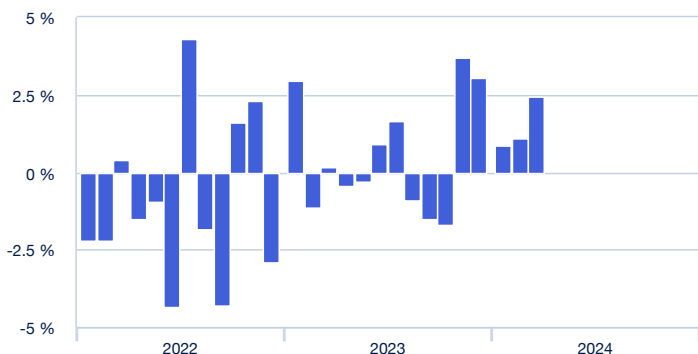
**Other Asset Managers**

AC.A-F US EQ RESCH VAL-I2 EUR	3.08%
AC.A-F EURO CORPORATE BOND ESG -I EUR	2.76%
PART.AMUNDI EURO LIQUIDITY-RATED SRI - Z (C)	2.63%

**Exposure by asset category**

<b>Equity</b>	50.33%
<b>Fixed Income</b>	49.35%
<b>Alternative Investment</b>	7.63%
<b>Commodities</b>	3.50%
<b>Money Market</b>	5.83%

**Monthly Returns (Last 36 months)**



**PERFORMANCE**

**Annualised returns**

<b>2014</b>	-
<b>2015</b>	-
<b>2016</b>	0.45%
<b>2017</b>	6.15%
<b>2018</b>	-8.85%
<b>2019</b>	13.12%
<b>2020</b>	3.40%
<b>2021</b>	11.91%
<b>2022</b>	-11.30%
<b>2023</b>	6.36%

**Cumulative returns**

<b>YTD</b>	4.44%
<b>1 Month</b>	2.44%
<b>3 Months</b>	4.44%
<b>6 Months</b>	9.69%
<b>12 Months</b>	8.94%

Past performance is not a reliable indicator of future performance.

**RISK & REWARD STATISTICS (Last 36 months)**

**Return**

<b>% Months with positive return</b>	55.56%
<b>Best monthly return</b>	4.32%
<b>Worst monthly return</b>	-4.36%

**Risk**

<b>Fund volatility</b>	6.41%
<b>Sharpe Ratio</b>	0.06

**Risk Indicator**

1 2 3 4 5 6 7

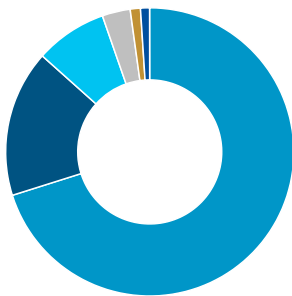
The risk indicator represents the risk and return profile as presented in the KID. The lower risk level does not imply no risk. The risk indicator is not guaranteed and may change over time. Detailed information on the Fund's risks can be found in its prospectus.

# Portfolio allocation

## Fixed Income

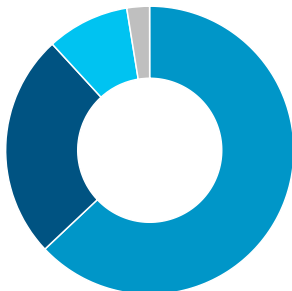
### Fixed Income geographical allocation

- Europe: 70.13%
- North America: 16.49%
- Emerging countries: 8.07%
- Other: 3.15%
- Japan: 1.15%
- Asia ex-Japan: 1.02%



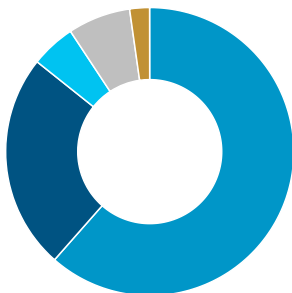
### Issuer allocation

- Treasury: 63.02%
- Corporate: 25.21%
- Government related: 9.27%
- Securitized: 2.55%



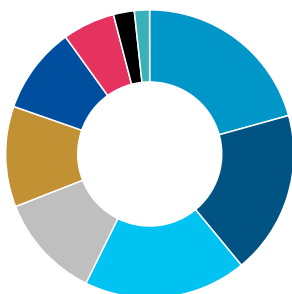
### Fund Currency allocation

- EUR: 61.50%
- USD: 24.22%
- JPY: 5.01%
- Others: 7.04%
- GBP: 2.23%



### Alternatives allocation

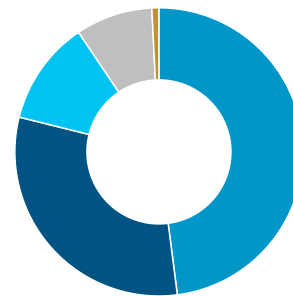
- Multi-strategy: 20.69%
- Event Driven: 18.34%
- Equity Market Neutral: 18.27%
- Long Short Equity: 11.76%
- L/S Credit: 11.28%
- Other: 9.73%
- Global Macro: 5.87%
- Fixed Income Absolute Return: 2.34%
- Event Driven - Special Sits: 1.71%



## Equity

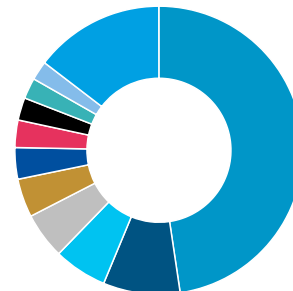
### Equity geographical allocation

- North America: 47.97%
- Europe: 30.91%
- Emerging countries: 11.71%
- Japan: 8.62%
- Asia ex-Japan: 0.78%



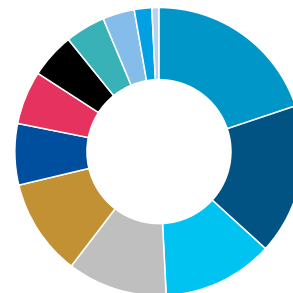
### Country allocation

- United States: 47.64%
- Japan: 8.62%
- France: 6.00%
- Germany: 5.18%
- United Kingdom: 4.33%
- Netherlands: 3.53%
- Spain: 3.07%
- Switzerland: 2.53%
- China: 2.34%
- Korea: 2.16%
- Other countries: 14.59%



### Sector allocation

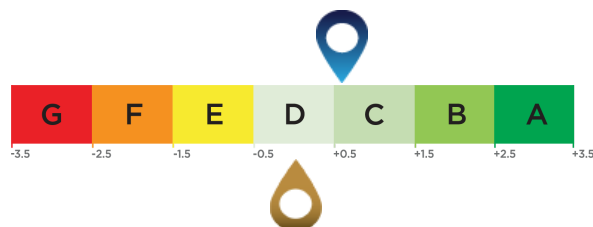
- Information Technology: 19.86%
- Financials: 16.91%
- Industrials: 12.45%
- Health Care: 11.20%
- Consumer Discretionary: 10.85%
- Consumer Staples: 6.88%
- Communication Services: 5.99%
- Materials: 5.05%
- Energy: 4.51%
- Utilities: 3.56%
- Real Estate: 1.97%
- Others: 0.78%



**AVERAGE ESG RATING (source : Amundi)**

Environmental, social and governance rating

**ESG Investment Universe: 100% INDEX AMUNDI ESG RATING D**



**Investment Portfolio Score:** 0.57

**ESG Investment Universe Score<sup>1</sup>:** 0.00

**ESG Coverage (source : Amundi)**

	Portfolio	ESG Investment Universe
Percentage with an Amundi ESG rating <sup>2</sup>	89.79%	100.00%
Percentage that can have an ESG rating <sup>3</sup>	89.79%	100.00%

**ESG Terminology**

**ESG criteria**

The criteria are extra-financial criteria used to assess the Environmental, Social and Governance practices of companies, states or local authorities:

“E” for Environment (energy and gas consumption levels, water and waste management, etc.).

“S” for Social/Society (respect for human rights, health and safety in the workplace, etc.).

“G” for Governance (independence of board of directors, respect for shareholders’ rights, etc.)

**ESG Rating**

**The issuer’s ESG rating:** each issuer is assessed on the basis of ESG criteria and obtains a quantitative score, the scale of which is based on the sector average. The score is translated into a rating on a scale from A (highest rating) to G (lowest rating). The Amundi methodology provides for a comprehensive, standardised and systematic analysis of issuers across all investment regions and asset classes (equities, bonds, etc.).

**ESG rating of the investment universe and the portfolio:** the portfolio and the investment universe are given an ESG score and an ESG rating (from A to G). The ESG score corresponds to the weighted average of the issuers’ scores, calculated according to their relative weighting in the investment universe or in the portfolio, excluding liquid assets and non-rated issuers.

**Amundi ESG Mainstreaming**

In addition to complying with Amundi Responsible Investment Policy<sup>4</sup>, Amundi ESG Mainstreaming portfolios have an ESG performance objective that aims to achieve a portfolio ESG score above the ESG score of their ESG Investment universe.

<sup>1</sup> The investment universe reference is defined by either the fund’s reference indicator or an index representative of the ESG-related investable universe.

<sup>2</sup> Percentage of securities with an Amundi ESG rating out of the total portfolio (measured in weight).

<sup>3</sup> Percentage of securities for which an ESG rating methodology is applicable out of total portfolio (measured in weight).

<sup>4</sup> The updated document is available at <https://www.amundi.com/int/ESG>.

**Sustainability Level (source : Morningstar)**



The sustainability level is a rating produced by Morningstar that aims to independently measure the level of responsibility of a fund based on the values in the portfolio. The rating ranges from very low (1 Globe) to very high (5 Globes).

Source: Morningstar © Sustainability Score - based on the corporate ESG risk analysis offered by Sustainalytics and used in the calculation of Morningstar’s sustainability rating. © 2024 Morningstar. All rights reserved. Information, data, analysis and opinions (“Information”) contained herein (1) include information owned by Morningstar; (2) may not be copied or redistributed; (3) do not constitute investment advice; (4) are provided for information purposes only; (5) are not guaranteed to be complete, accurate or timely; and (6) may be extracted from fund data published at various dates. Morningstar is not responsible for any business decisions, damages or other losses related to the Information or its use. Verify all the Information before using it and do not make any investment decisions without the advice of a professional financial advisor. Past returns do not guarantee future results. The value and investment income can both fall and rise.

This Fund promotes environmental or social characteristics (Article 8 of Regulation (EU) 2019/2088) but does not aim at sustainable investment. The decision of the investor to invest in the Fund should take into account all the characteristics or objectives of the Fund. There is no guarantee that ESG considerations will improve the Fund’s investment strategy or performance. Information on sustainability aspects can be found in the Sustainability Annex of the Fund’s prospectus, in the Global Responsible Investment Policy and in the Sustainable Finance Statement, available at [sabadellassetmanagement.com](http://sabadellassetmanagement.com).

### Important Information

This is a commercial communication. Please refer to the prospectus and Key Information Document before making any final investment decision.

This material is intended for retail customers.

This material contains information on Investment Funds constituted in Spain (the "Funds"), supervised and authorized for distribution by the National Securities Market Commission (CNMV). The management company of the Funds is Sabadell Asset Management, S.A., S.G.I.I.C., S.U. (hereinafter "Sabadell Asset Management"), registered with the CNMV under number 58 and with registered office at Paseo de la Castellana number 1, 28046 Madrid.

This material is for informational purposes only, does not constitute a recommendation, financial analysis or investment advice, nor does it constitute a request, invitation or offer to buy or sell Funds.

This material has not been submitted to the approval of the CNMV and is intended exclusively for publication in Spanish jurisdiction and for persons who can receive it without violating the applicable legal or regulatory requirements. The information contained in this material may not be copied, reproduced, modified or distributed to third parties in any other country without the prior written authorization of Sabadell Asset Management.

Investing involves risks. An investor's decision to invest in the Funds should take into account all the characteristics or objectives of the Funds. **Past returns are neither a guarantee nor an indicator for future results.** The return on the investment and the value of the principal of an investment in the Funds or in another investment product may rise or fall and result in the loss of the amount initially invested. All investors should seek professional advice before making any investment decision, in order to determine the risks associated with the investment and its suitability. It is the responsibility of investors to read the existing legal documents, in particular the current prospectus of each Fund. Subscriptions to the Funds will only be accepted on the basis of current legal documents, i.e. their most recent prospectus and/or the Key Information Document which, together with the latest annual and half-yearly reports, can be obtained free of charge at Sabadell Asset Management's registered office. Information on the risks, costs and expenditure of the Funds can be obtained in the Key Information Document or in the prospectus. Profitability data does not take into account fees and costs associated with the issuance and redemption of Fund shares.

Information on sustainability issues can be found in the Amundi Responsible Investment Policy or the Amundi Sustainable Finance Statement available at: <https://about.amundi.com/Metanav-Footer/Footer/Quick-Links/Legal-documentation> and in the Sustainability Annex of the respective Fund prospectuses available at [sabadellassetmanagement.com](https://www.sabadellassetmanagement.com).

Shares/units may only be acquired on the basis of the latest prospectus, the Key Information Document and other documentation in force, which may be obtained free of charge from the registered office of Sabadell Asset Management, or on the website [sabadellassetmanagement.com](https://www.sabadellassetmanagement.com).

This information is not intended for distribution or offering of securities or services in the United States, territories under its jurisdiction, or to U.S. persons or entities. The Funds have not been registered in the United States.

This material is based on sources that Sabadell Asset Management considers reliable at the time of publication. Data, opinions and analyzes may be modified without prior notice. Sabadell Asset Management does not accept any responsibility, either direct or indirect, that may arise from the use of the information contained in this material. Sabadell Asset Management is not responsible for any decisions or investments made on the basis of the information contained in this material.